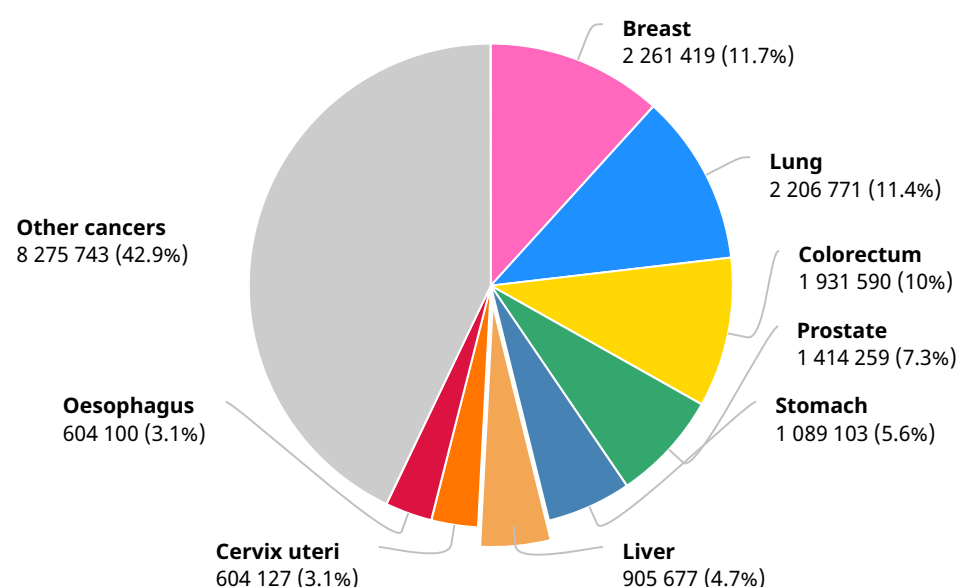


Liver

Source: Globocan 2020

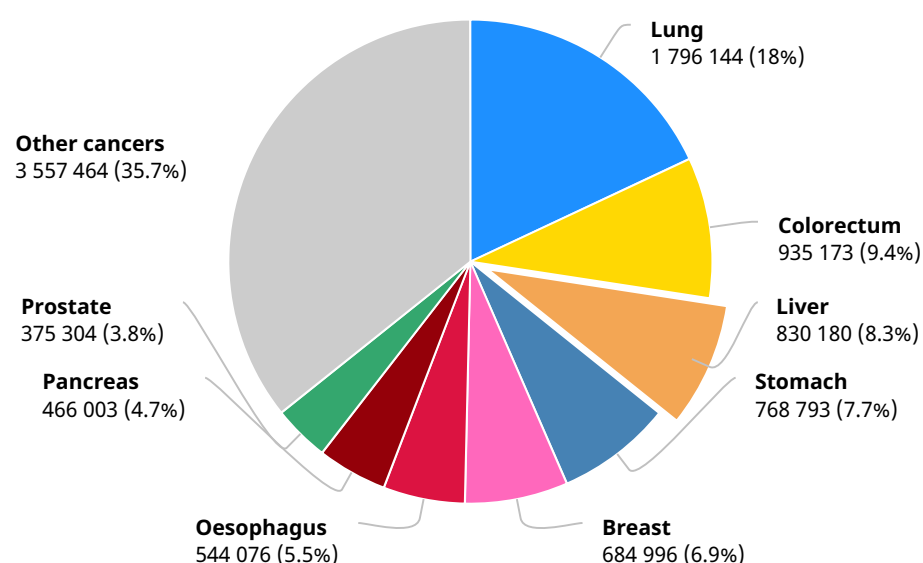


Number of new cases in 2020, both sexes, all ages



Total: 19 292 789 cases

Number of deaths in 2020, both sexes, all ages

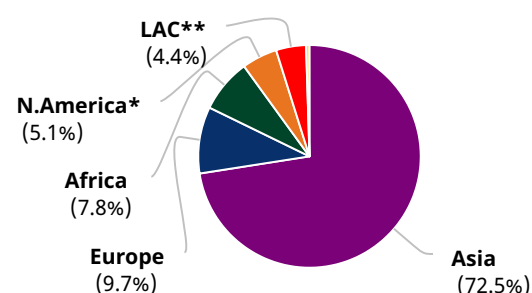


Total: 9 958 133 deaths

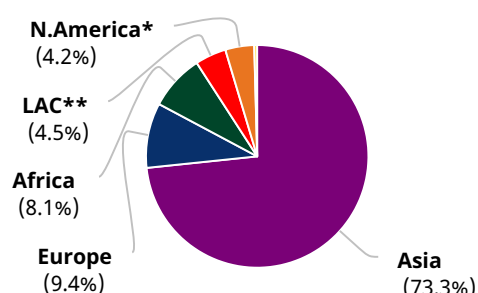
Cancer incidence and mortality statistics worldwide and by region

	Incidence						Mortality					
	Both sexes		Males		Females		Both sexes		Males		Females	
	New cases	Cum. risk 0-74 (%)	New cases	Cum. risk 0-74 (%)	New cases	Cum. risk 0-74 (%)	Deaths	Cum. risk 0-74 (%)	Deaths	Cum. risk 0-74 (%)	Deaths	Cum. risk 0-74 (%)
Eastern Africa	12 326	0.55	7 225	0.68	5 101	0.44	11 542	0.54	6 718	0.66	4 824	0.43
Middle Africa	6 072	0.64	4 204	0.90	1 868	0.40	5 716	0.62	3 956	0.88	1 760	0.39
Northern Africa	31 913	1.83	20 468	2.40	11 445	1.28	30 352	1.75	19 408	2.30	10 944	1.22
Southern Africa	2 601	0.50	1 626	0.72	975	0.32	2 447	0.48	1 574	0.72	873	0.29
Western Africa	17 630	0.94	11 619	1.29	6 011	0.62	16 887	0.92	11 084	1.26	5 803	0.62
Caribbean	3 383	0.61	1 928	0.78	1 455	0.47	3 182	0.57	1 808	0.72	1 374	0.44
Central America	11 819	0.72	5 895	0.78	5 924	0.66	11 231	0.69	5 584	0.74	5 647	0.64
South America	24 293	0.49	13 662	0.63	10 631	0.37	23 153	0.47	12 963	0.60	10 190	0.35
Northern America	46 599	0.86	32 505	1.30	14 094	0.45	34 818	0.58	23 021	0.85	11 797	0.33
Eastern Asia	491 687	2.03	357 292	3.04	134 395	1.02	449 534	1.83	326 903	2.76	122 631	0.91
South-Eastern Asia	99 265	1.55	71 496	2.39	27 769	0.79	95 668	1.50	69 084	2.32	26 584	0.75
South-Central Asia	54 698	0.35	36 213	0.48	18 485	0.23	52 769	0.35	34 973	0.47	17 796	0.22
Western Asia	11 342	0.55	6 998	0.74	4 344	0.37	10 927	0.53	6 737	0.71	4 190	0.36
Central and Eastern Europe	24 782	0.52	15 184	0.82	9 598	0.30	23 002	0.48	13 985	0.75	9 017	0.28
Western Europe	26 128	0.67	18 506	1.08	7 622	0.29	23 657	0.54	16 420	0.84	7 237	0.26
Southern Europe	24 796	0.80	16 938	1.26	7 858	0.37	21 243	0.59	14 446	0.94	6 797	0.27
Northern Europe	11 924	0.58	7 451	0.81	4 473	0.36	10 513	0.45	6 493	0.63	4 020	0.28
Australia and New Zealand	3 344	0.73	2 429	1.15	915	0.32	2 503	0.48	1 713	0.72	790	0.25
Melanesia	933	1.26	572	1.50	361	1.03	911	1.29	560	1.57	351	1.03
Polynesia	58	0.96	41	1.53	17	0.40	55	0.91	38	1.44	17	0.39
Micronesia	84	1.76	68	2.89	16	0.65	70	1.47	54	2.29	16	0.65
Low HDI	33 097	0.69	20 742	0.91	12 355	0.50	31 602	0.68	19 756	0.90	11 846	0.49
Medium HDI	99 994	0.55	69 180	0.78	30 814	0.33	95 859	0.54	66 358	0.75	29 501	0.32
High HDI	548 935	1.62	391 686	2.40	157 249	0.86	524 307	1.55	373 738	2.30	150 569	0.83
Very high HDI	223 321	0.84	150 489	1.29	72 832	0.43	178 107	0.59	117 470	0.91	60 637	0.31
World	905 677	1.11	632 320	1.65	273 357	0.60	830 180	1.01	577 522	1.49	252 658	0.55

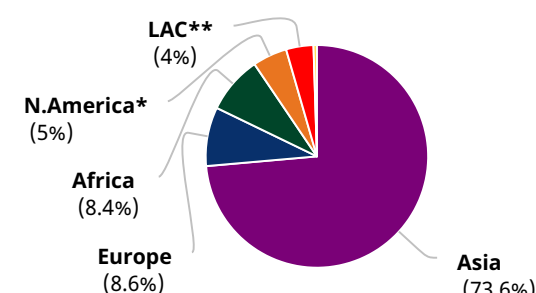
Incidence, both sexes



Mortality, both sexes



5-year prevalence, both sexes

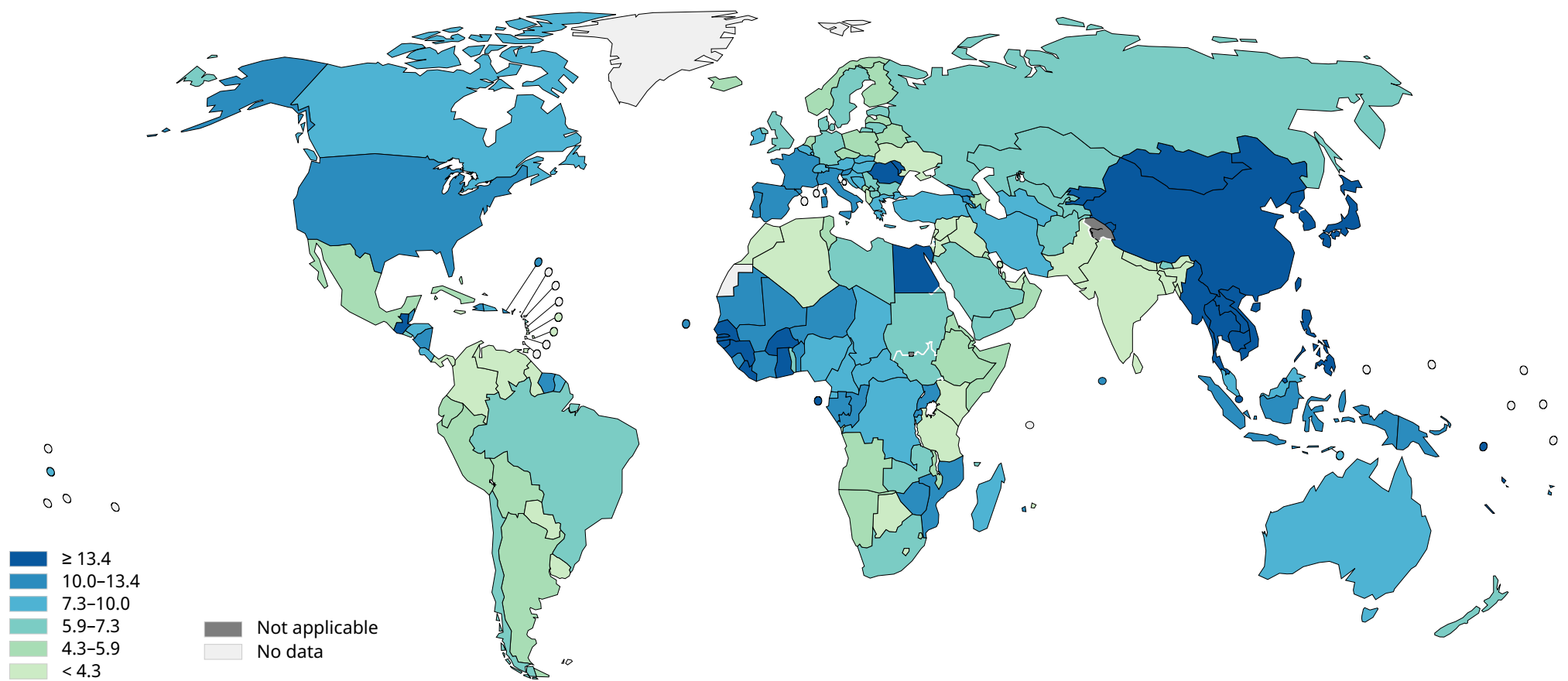


Region	Population	Number
Asia	656 992	
Europe	87 630	
Africa	70 542	
*Northern America	46 599	
**Latin America and the Caribbean	39 495	
Oceania	4 419	
Total	905 677	

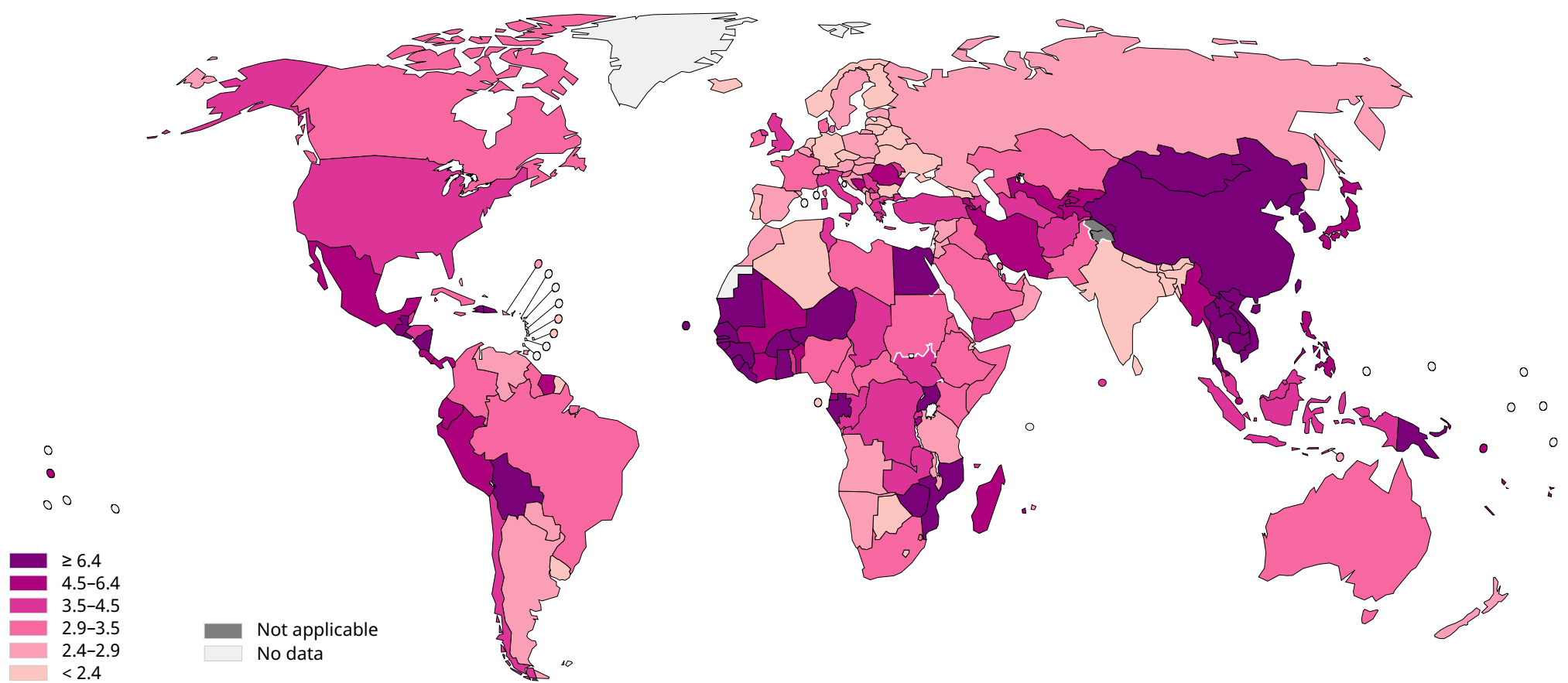
Region	Population	Number
Asia	608 898	
Europe	78 415	
Africa	66 944	
**Latin America and the Caribbean	37 566	
*Northern America	34 818	
Oceania	3 539	
Total	830 180	

Region	Population	Number
Asia	732 048	
Europe	85 119	
Africa	83 201	
*Northern America	49 746	
**Latin America and the Caribbean	39 580	
Oceania	4 845	
Total	994 539	

Age standardized (World) incidence rates, liver, males, all ages



Age standardized (World) incidence rates, liver, females, all ages

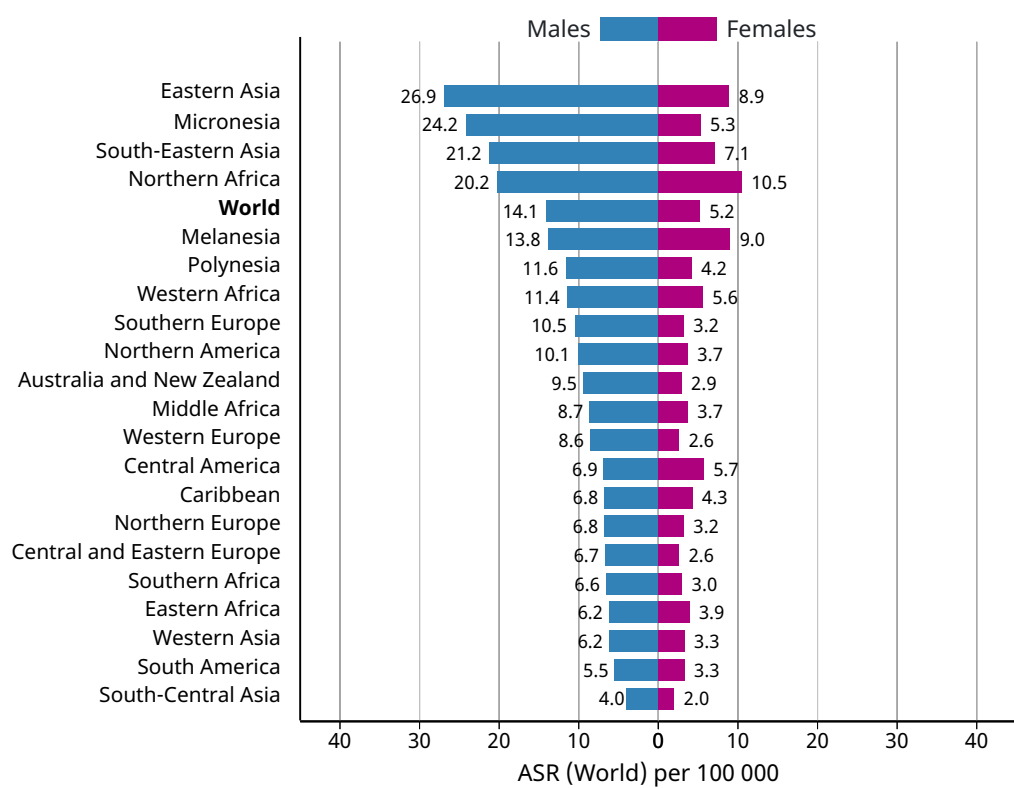


Data source: GLOBOCAN 2020
Graph production: IARC (<https://gco.iarc.fr/today>)
World Health Organization



© International Agency for Research on Cancer 2020

Age standardized (World) incidence rates, liver, by sex



Age standardized (World) incidence and mortality rates, liver

